

Student Fee Advisory Committee



UIC UNIVERSITY OF ILLINOIS
AT CHICAGO

July 14, 2014

Financial Aid

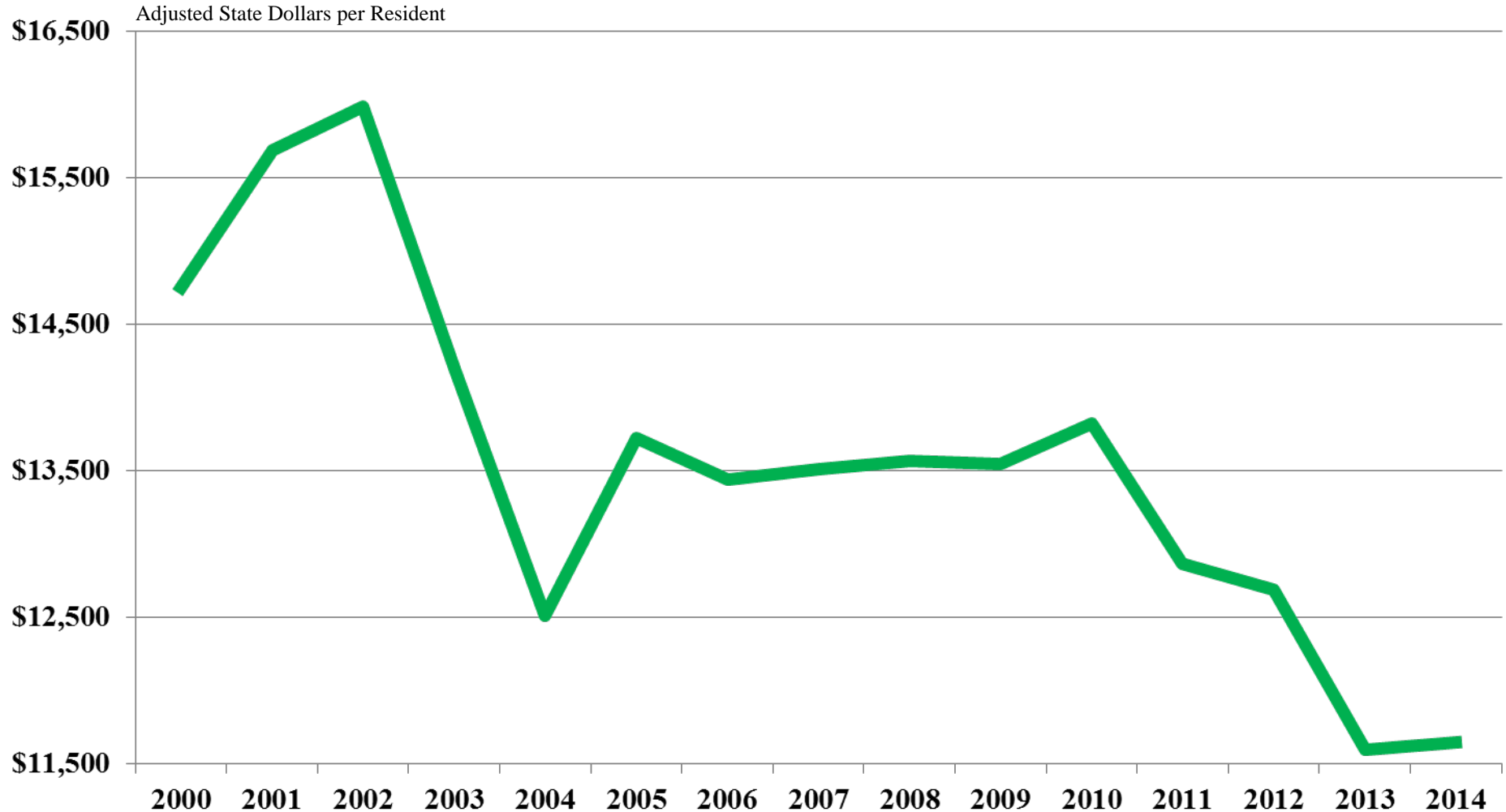


Timothy Opgenorth, Director, UIC Financial Aid Office
Janet Parker, Vice Provost, Budget & Resource Planning

University of Illinois

Direct State Support Dollars per Resident Undergraduate

FY 2000 – FY 2014

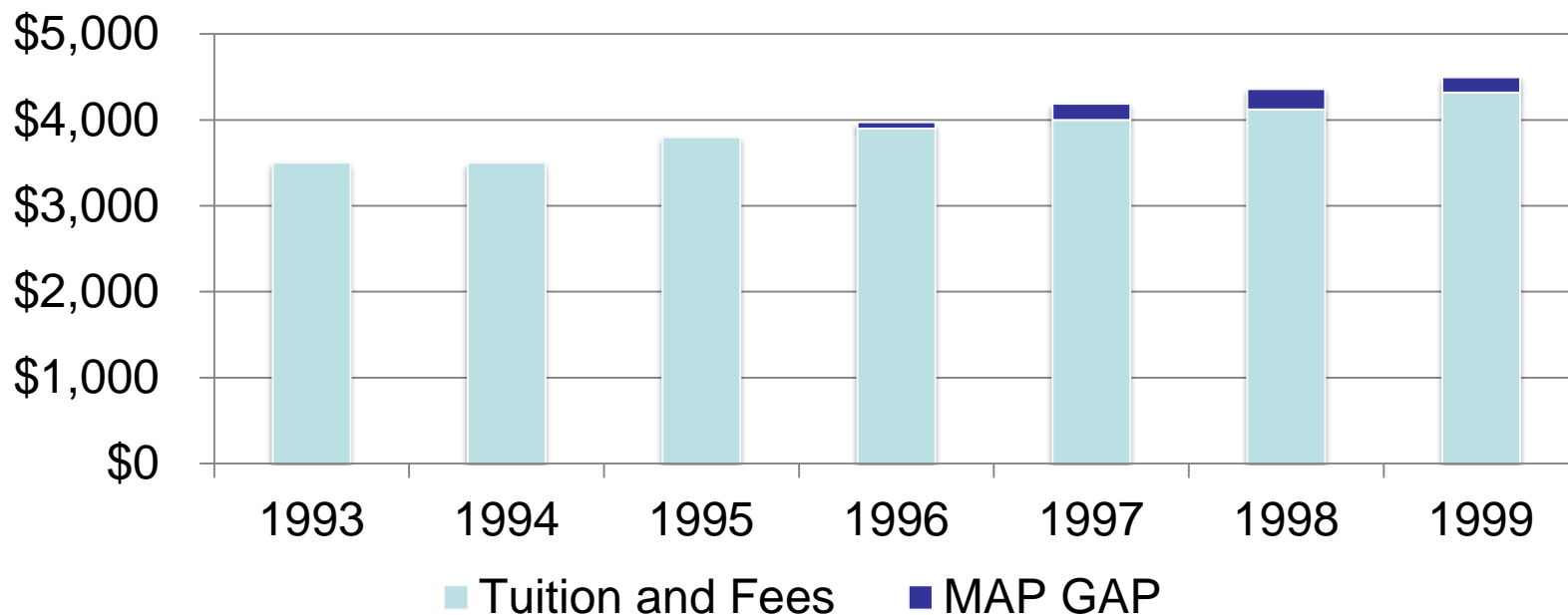


*Exclusive of Payments on Behalf.

Until 1996 the State provided financial aid to low income students sufficient to cover tuition and fees.

Illinois Monetary Award Program (MAP)

- In FY96, tuition & fees exceeded the MAP maximum for the first time.
- This shortfall became known as the “MAP gap” and then President Ikenberry required UIC to fund the difference.





UIC's Current Financial Aid Policy

Tuition & fee funds are set aside to provide financial aid to the neediest students.

- **Only undergraduate tuition is used for the set aside**

Objectives:

- **Access for low income students to earn a degree**
- **Achieve Student Success**
 - **Increase retention**
 - **Improve Graduation rates & Time to Degree**
- **Reduce the financial burden & minimize loan debt**

UIC Financial Aid Policy Evolution

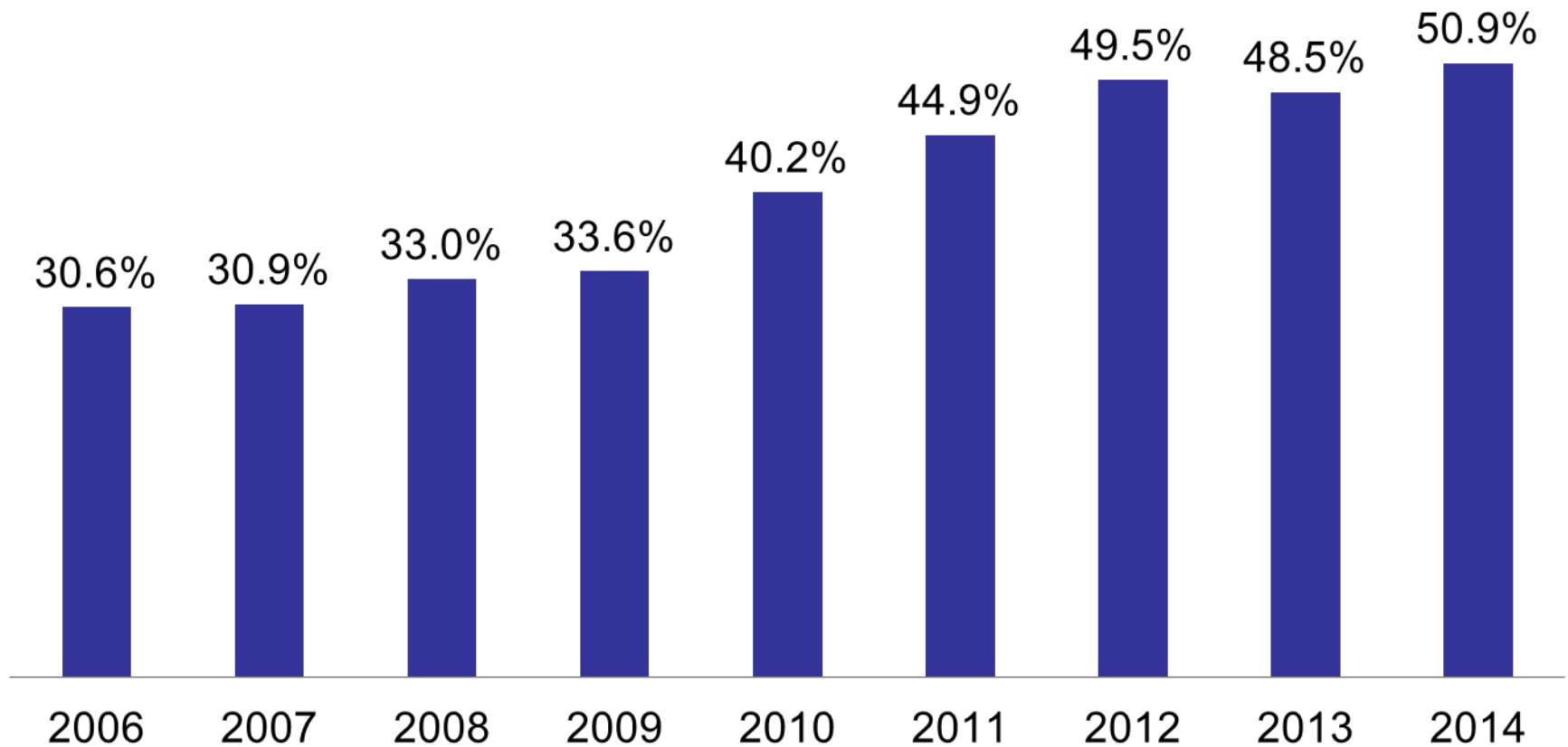
- **FY96 –100% of the difference between tuition & fees and MAP award (fund MAP gap)**
- **FY06 – Award basis unchanged but student had to be Pell eligible to receive**
- **FY12 – UIC Grant capped awards at \$5,000; book allowance eliminated**



The percentage and number of Pell-eligible students has substantially increased

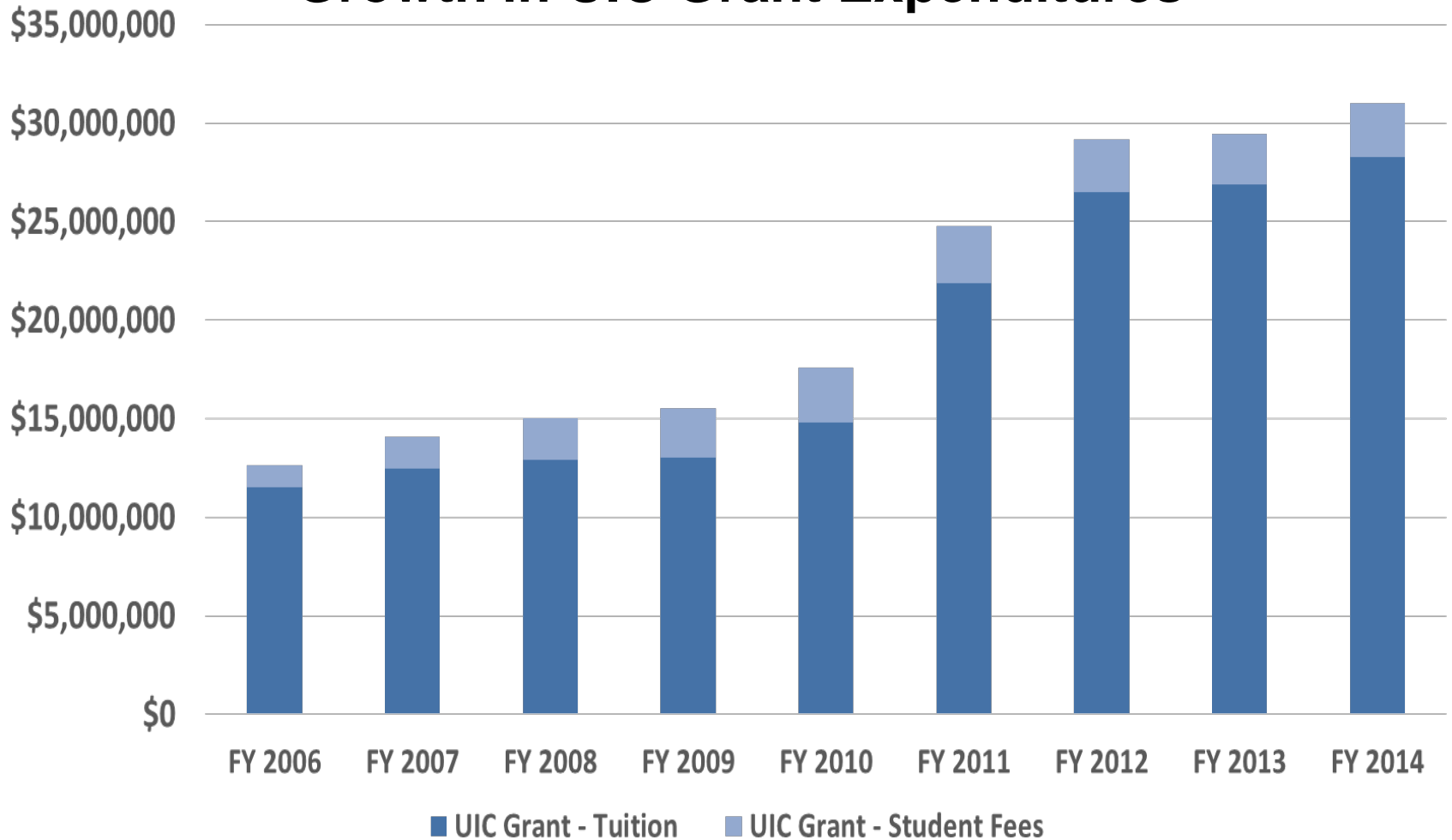
From 2004 to 2014 = +166%

% of UIC Undergraduates Receiving Pell Grants



More Pell-eligible students has greatly increased the cost of funding UIC's Financial Aid policy

Growth in UIC Grant Expenditures





UIC Undergraduate Need Based Financial Aid

Two programs:

- **UIC Access to Excellence**
 - \$2,500 per term / \$5,000 per year
- **UIC Gateway**
 - \$1,500



Financial Aid Eligibility

- Must complete a Free Application for Federal Student Aid form (FAFSA) each year or as changes occur

- Must Demonstrate financial need

UIC Access to Excellence Grant

- **Must receive a federal Pell Grant**

UIC Gateway Grant

- **Must be MAP eligible but not Pell eligible**
- U.S. citizen or permanent resident and qualify for in-state tuition





Financial Aid Eligibility, Once Enrolled

- Enrolled for at least 6 hours each semester
- Maintain satisfactory academic progress
- Cannot exceed 15 credit hours from graduation requirements (135 credit hours)



UIC Housing Award

- Access to Excellence awardees that live in University owned housing:

Estimated Family Contribution

\$0 - \$500

\$501 - \$1,000

\$1,001 - \$1,500

\$1,501 - \$2,000

Amount of Award

\$2,200

\$1,800

\$1,400

\$1,000



OSFA Tuition Award

- **Limited funding for students with a change in finances:**
 - **Same general eligibility as UIC Grant programs**
 - Preference to those not receiving federal funding
 - **Determined on a case-by-case basis after a Change of Financial Situation form is completed**
 - **\$1,000 to \$2,000 per year for tuition**

UIC Financial Aid Budget FY 2007 - FY 2015

Funding Source	FY 2007	FY 2008	FY 2009	FY 2010	FY 2011	FY 2012	FY 2013	FY 2014	FY 2015
	Expenses	Expenses	Expenses	Expenses	Expenses	Expenses	Expenses	Revised Budget	Projected Budget
UIC Grant - State	\$12,455,243	\$12,915,066	\$13,031,896	\$14,787,892	\$21,942,484	\$26,516,706	\$26,864,643	\$ 28,452,660	\$ 30,952,660
UIC Grant - Fees	\$1,615,741	\$2,113,339	\$2,481,747	\$2,807,165	\$2,942,866	\$2,665,513	\$2,564,177	\$ 2,735,623	\$ 2,735,623
UIC Grant - AFMFA	\$625,719	\$1,435,808	\$2,156,330	\$3,311,788	\$4,065,534	\$4,666,067	\$4,000,000	\$ 4,452,000	\$ 2,932,000
UIC Grant - Library/IT	\$0	\$0	\$618,296	\$1,337,989	\$2,171,022	\$3,107,205	\$2,750,000	\$ 2,859,717	\$ 1,879,717
TOTAL	\$14,696,703	\$16,464,213	\$18,288,269	\$22,244,834	\$31,121,906	\$36,955,491	\$36,178,820	\$ 38,500,000	\$ 38,500,000
Change in Expenditure/Budget		\$1,767,510	\$1,824,056	\$3,956,565	\$8,877,072	\$5,833,585	-\$776,671	\$2,321,180	\$0
Change %		12%	11%	22%	40%	19%	-2%	6%	0.0%
Change in Tuition Rate	9.5%	9.5%	9.5%	2.6%	9.5%	6.9%	4.8%	1.7%	1.7%
Change in State Funding	1.4%	1.9%	1.3%	0.0%	-6.2%	-1.2%	-6.2%	0%	0%
Percent Pell Eligible (Fall)	30.9%	34.1%	35.3%	42.2%	47.0%	49.5%	48.5%	50.5%	50.0%
PELL GRANT	\$14,350,776	\$17,089,795	\$20,178,087	\$30,302,965	\$36,080,311	\$36,599,991	\$35,903,922		
SEOG	\$926,025	\$863,212	\$834,457	\$1,035,000	\$839,505	\$756,847	\$942,750		
FWS ₂	\$864,133	\$1,103,880	\$1,103,341	\$1,471,766	\$1,396,087	\$1,430,443	\$1,584,144		
Post 9/11 GI BILL _{1,2}	\$0	\$0	\$0	\$0	\$2,741,362	\$1,955,515	\$1,888,220		
MAP	\$22,696,654	\$23,931,483	\$24,512,957	\$26,786,299	\$28,678,880	\$30,940,511	\$29,743,454		
"TOTAL" EXTERNAL SOURCES	\$38,837,588	\$42,988,370	\$46,628,842	\$59,596,030	\$69,736,145	\$ 71,683,307	\$70,062,490		
External Dollars Leveraged Ratio	2.64	2.61	2.55	2.68	2.24	1.94	1.94		

Institutionally Funded Financial Aid Expense as a % of Revenue (Net Tuition)					
FA Expenses	FY 2010	FY 2011	FY 2012	FY 2013	FY 2014
UIC Grant - Student Fees	\$2,807,165	\$2,942,866	\$2,665,513	\$2,564,177	\$2,735,623
UIC Grant - AFMFA	\$3,311,788	\$4,065,534	\$4,666,067	\$4,000,000	\$4,452,000
UIC Grant - Library/IT	\$1,337,989	\$2,171,022	\$3,107,205	\$2,750,000	\$2,859,717
UIC Grant - Tuition	\$14,788,267	\$21,851,846	\$26,516,706	\$26,864,643	\$28,289,767
TOTAL	\$22,245,209	\$31,031,268	\$36,955,491	\$36,178,820	\$38,337,107
Revenue Sources (Total Fiscal Year)	FY 2010	FY 2011	FY 2012	FY 2013	FY 2014
Student Fees <i>(All fees except Student to Student)</i>	\$35,274,367	\$36,694,681	\$36,525,127	\$36,653,617	\$38,502,415
AFMFA - UG	\$8,402,275	\$9,074,970	\$9,872,513	\$9,342,965	\$8,700,300
Library/IT - UG	\$3,014,350	\$4,700,811	\$6,552,804	\$6,013,338	\$5,682,683
Resident UG Tuition	\$114,870,620	\$128,730,395	\$141,059,325	\$144,347,429	\$151,698,705
Resident UG Tuition Differentials	\$10,156,219	\$13,136,305	\$16,124,688	\$18,029,406	\$19,963,022
TOTAL	\$171,717,831	\$192,337,162	\$210,134,456	\$214,386,755	\$224,547,125
FA: % of Total Revenue	FY 2010	FY 2011	FY 2012	FY 2012	FY 2012
UIC Grant - Student Fees	8%	8%	7%	7%	7%
FA: % of UG Revenue					
UIC Grant - AFMFA	39%	45%	47%	43%	51%
UIC Grant - Library/IT	44%	46%	47%	46%	50%
UIC Grant - Tuition	12%	15%	17%	17%	16%
TOTAL	13.0%	16.1%	17.6%	16.9%	17.1%

* Excludes PAP and other Institutionally funded aid such as college grants, tuition waivers (lost revenue) and Illinois Veterans' grants.